


Manufacturing Process –


Preparing the Impression

- the first important step towards manufacturing a precision earmold
- the prepared impression is the key to success
- the wax coating influences the quality of the finished earmold concerning comfort and sealing
- is the basis for all earmold manufacturing processes

Please also consider our cedis Profi product range for work safety, hand and skin care, which is part of our cedis care program.



1. Check the impression. Pay attention to exact application and the length of the auditory canal



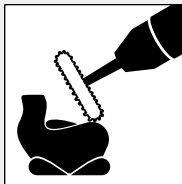
4. Level irregularities, holes or scratches with correcting wax




2. Trim the auditory canal and cymba of the impression



5. Apply a thin and even interlayer (wax or lacquer L)



3. Round all edges and interfaces and smooth surface gently



6. Place the impression securely in a duplicating flask/investment form suitable for the chosen manufacturing process