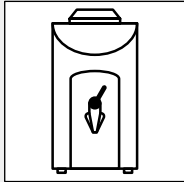




Manufacturing Process – Manufacturing Negative Molds with Duplicating Gel



1. Prepare duplicating material and concentrate in the duplicating unit Gelovit 200 in an automatic process



2. Fill investment form and let it cool down



3. Remove impression after material hardens, free negative mold of wax residues