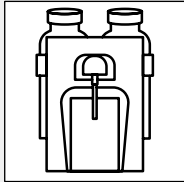



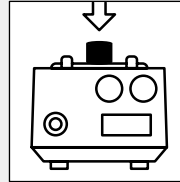
Manufacturing Process – Manufacturing Negative Molds with Duplicating Silicone transparent




1. Mix components A and B evenly, either manually or using the mixing device SIDOMIX



2. Fill investment form



3. Put negative mold for approx. 15 minutes into pressure pot for bubble-free hardening (optional)



4. Remove impression, free negative mold of wax residues